


Using miniature houseplants

- Start with a layer of fine gravel
- Then a layer of houseplant compost, add some charcoal to keep soil healthy
- Add the plants – see list of suitable mini-houseplants
If the neck of terrarium very narrow you will have to use young plants in 5.5cm pots
- Open necked glass containers allow you to use larger plants
- Scoop a hole, place rootball in hole and scoop compost back to firm in the rootball
- Add water – dribble it down the inside of the glass to wash off compost on sides
- If glass has condensation each morning past 10.00am leave top open to allow excess water to evaporate

Suitable plants to try

- Avoid flowering plants unless you can easily retrieve dead flowers from inside the container
- Don't mix houseplants with succulents
- Bigger growing plants will need to be clipped every so often and all the trimmings must be removed

Fittonia	Hypoestes
Dwarf Ivy	Ficus pumila
Dwarf ferns	Peperomia
Pilea	Selaginella



Top Tips on how to love your Succulent Terrarium!

Succulents love being indoors surrounded by bright light – **not direct light though!**

Succulent plants do not like water on any of their leaves so it is always best to water the plant at its base.


Each plant will like to 'drink' approx 15ml of water every couple of weeks. Never water if the soil is still damp from the previous one! Instead allow the soil to dry out completely in between 'drinks'!

As winter approaches you will find your succulent to be less thirsty and will only require a 'drink' around **once every 4 weeks.**



'Excess Drinking' is toxic to succulents and their roots will rot causing them to die therefore always under water as opposed to over! The succulents leaves and stems retain water so they always have extra reserves if necessary!

If your succulent is having excessive amounts to 'drink' it will let you know – condensation may appear on the inside of the glass. If this happens **do not water again** until the condensation has gone.



TERRARIUMS

&

BOTTLE GARDENS

These terrariums make great focal points or features in our homes and are easy ways of caring for some of the most architectural of houseplants

Using airplants or succulents to plant in them they are very easy to look after. They are suitable for planting with miniature houseplants – but you will need to have a layer of gravel, use bulb fibre compost and pay a bit more attention to their watering requirements.. but its great fun!


Top Tips on how to love your Airplant Terrarium!

Airplants or 'Tillandsia' the technical name are found from rainforest to jungle to deserts and from high mountain regions to sea level! Minimum care is required as they are so tolerant of a variety of conditions – **bright light is best if possible please!**

Airplants need to be watered approx once a week – as they have no root system you can remove them from your terrarium and place in a pot of water for a couple of minutes.

Make sure all excess water is shaken out after watering – you don't want the base of your lovely airplant to rot.

Skyline – ICICLE Air Plants



purple
piglet
project



NEW
HOPETOUN
GARDENS

www.newhopetoungardens.co.uk 01506 834433