

'60 Days of Daffodils'



Narcissus Spring Dawn
our earliest flowering daff
with short stems in Feb.
(25cm – 10")



MINNOW - "Multi-headed"
Cream and yellow bicolor. FH 25cm.
multi-headed flowers in
March/April (25cm – 10")

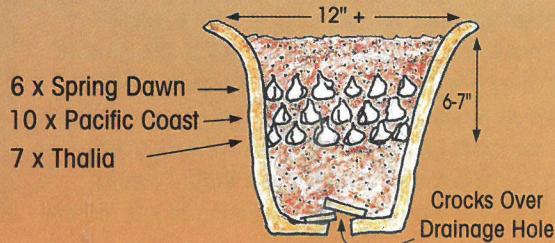


Narcissus Thalia
With fragrant white
multi-headed flowers in
April (40cm – 16")

Packing in a lot of bulbs in **several layers** can give you a very bold display of just **one variety** or using **two or three different varieties** you can lengthen the flowering season or create a lovely picture with different flower colours, sizes or shapes.

This recipe uses 3 different daffodil varieties flowering for many weeks from late February to early April.

Choose a frostproof pot – perhaps a coloured **Elho** plastic pot or a terracotta **Yorkshire flowerpot** – at least 12" (300mm) diameter – and use a good compost like **Sinclair's Multipurpose + John Innes**.




Pots of spring-flowering bulbs

bulb time

Ruby Celebration Pot

Continuing our 40 year celebrations we have designed a ruby potful of bulbs to flower next Spring. By planting the bulbs in layers you get a great display in your pot and you can also choose bulbs to flower at different times to spread the display or at the same time for maximum impact.

use
'multi-purpose
with added
John Innes'
compost




Crocks over
drainage hole
Pot 30-40cm
(12-16")

Crocus Ruby Giant (x 25)

The deep purple/blue flowers will appear first in late February/early March. Flowers at 8cm (3-4")

Hyacinth Woodstock (x 3)

Plant these three bulbs in the middle layer and enjoy their rich ruby flowers in late March/April



Tulip Angelique x 7
Fragrant April/May
45cm tall (18")

bulb time

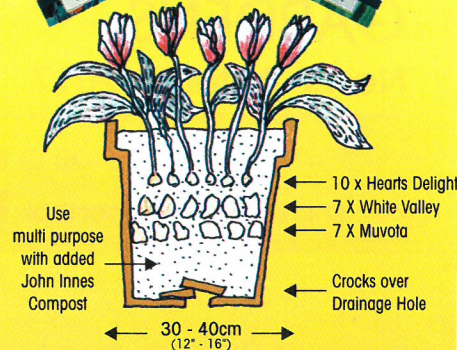
Our 'Triumphant Tulip Tub'

Our recipe for the bulb tub this time uses three different Tulips planted in layers to give a wonderful display from late March to end April next Spring.

Tulip Hearts Delight is first to flower at 20cm(8") tall and has lovely markings on it's leaves. A much loved Kaufmanniana type of tulip.

Tulip White Valley is a new double flowered variety for us, flowering at 40cm(16") with a slight green fleck.

Tulip Muvota, also new for us, flowers at 50cm(20") tall with its very distinctive but simple Triumph Tulip type of flowers.



Pop in an autumn bedding pack of little **Violas** to give an immediate display.



If you grow dwarf bulbs in your greenhouse for earlier flowering we found sitting them in a lantern on the table on the patio meant they last longer than if indoors but you can see them better than in the greenhouse. Try: crocus, iris dwarf, narcissus

Which compost to use?

For outdoor containers use a peat-free **Multipurpose with added John Innes compost** or a peat-free **Container compost**.

Should I feed them?

Next spring's flowers are already in the bulb, if you are going to keep them in the pots for another year give them a general purpose feed as soon as they have flowered to build up the bulbs for the next spring display.