

Pots of Bulbs from an Autumn Planting

purple
piglet
project



NEW
HOPETOUN
GARDENS
www.newhopetoungardens.co.uk 01506 834433


12 x *Chionodoxa Alba*
Purest white
10cm April

4 x *Hyacinth Ibis*
Vibrant bright pink
30cm Mar/April

10 x *Tulip Passionale*
Really deep pink
35cm April/May

7 x *Narcissus Thalia*
white & fragrant
40cm April

IN THE
PINK POT



FANCY A PANSY?
Why not plant
half-a-dozen
winter pansies
or violas on top
of your pot?



Pots of Bulbs from an Autumn Planting

purple
piglet
project



NEW
HOPETOUN
GARDENS
www.newhopetoungardens.co.uk 01506 834433

'60 Days of Daffodils'

purple
piglet
project



NEW
HOPETOUN
GARDENS
www.newhopetoungardens.co.uk 01506 834433



Narcissus Spring Dawn
our earliest flowering daff
with short stems in Feb.
(25cm - 10")



Narcissus Pacific Coast
with fragrant yellow
multi-headed flowers in
March/April (25cm - 10")

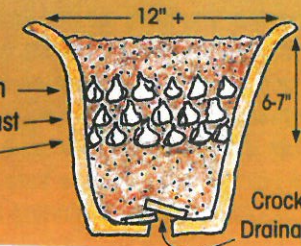


Narcissus Thalia
With fragrant white
multi-headed flowers in
April (40cm - 16")

Packing in a lot of bulbs in **several layers** can give you a very bold display of just **one variety** or using **two or three different varieties** you can lengthen the flowering season or create a lovely picture with different flower colours, sizes or shapes.

This recipe uses 3 different daffodil varieties flowering for many weeks from late February to early April.

Choose a frostproof pot - perhaps a coloured **Elho** plastic pot or a terracotta **Yorkshire flowerpot** - at least 12" (300mm) diameter - and use a good compost like **Sinclair's Multipurpose + John Innes**.

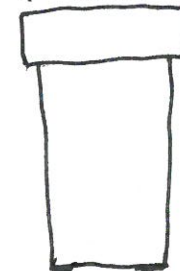


6 x Spring Dawn
10 x Pacific Coast
7 x Thalia

CROCKS OVER
DRAINAGE HOLE



← 35cm →



Elho Pot
These tall 'urban-loft'
style pots make a great
statement - choose one
of this year's colours:
Mint, aubergine,

