



carefree plants care for pollinators

Gardeners can help reduce the decline in pollinators by growing a selection of these 'carefree plants' to flower from March to October and thus help pollinators to prosper.

These 'carefree plants' are attractive to pollinators from early Spring (March – m: 3) to late Autumn (October – m: 10)

Pollinating insects, like Bees and Hoverflies, visiting these plants for their nectar and pollen perform a vitally important pollination service.



Weigela florida
Variegata
1.2m
M: 5



Potentilla
Red Robin
1m
M: 5-10



Border pinks
Dianthus e.g.
Tickled Pink
40cm
M: 5-6



Geranium
Rozanne
60cm
M: 6-10



Spiraea Snow
Mound
1.2m
M: 6



Thymus
Lemon
Variegated
15cm
M: 7



Lenten Hellebore
e.g. Walbertons
Rosemary
30cm
M: 3



Erysimum
Bowles Mauve
60cm
M: 3-7





Hebe Red Edge
90cm
M: 6-7




Penstemon
e.g. King George
90cm
M: 7-10



Winter heather
Erica carnea
15cm
M: 3-4




Amelanchier
canadensis
3.5m
M: 4



Geranium
sanguineum
e.g. striatum
15cm
M: 6-8



Hypericum
e.g. Magical
series
1m
M: 7-10



Woolly Willow
Salix lanata
1.1m
M: 3-4




Aubrieta
Purple cascade
10cm
M: 4



Lavatera
e.g. Red Rum
1.5m
M: 6-8



Origanum
Country Cream
40cm
M: 8



Fuji Cherry
Prunus
Kojo-No-Mai
1.2m
M: 3-4



Rosemary
Rosmarinus
officinalis
80cm
M: 4-5

